

# C4500 Series

900-1600 WATT AC/DC-DC/DC-BATTERY CHARGERS SINGLE OUTPUT

## FEATURES

- DC input 10 - 800 V
- AC input 1 or 3-phase, 47 - 400 Hz
- DC output 8-400 V
- Continuous short circuit protection
- Overvoltage protection with auto restart
- Thermal shutdown with auto restart
- Industrial grade components
- Compact and robust design



## DC/DC CONVERTERS

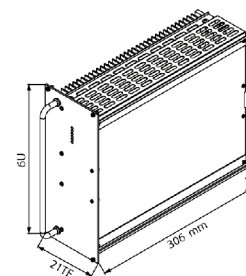
900 W		1200 W		1600 W									
10-16 VDC	OUTPUT AMPS	20-32 VDC	OUTPUT AMPS	INPUT VDC						OUTPUT VDC			
				40-64 VDC	50-80 VDC	80-160 VDC	160-320 VDC	320-380 <sup>(1)</sup> VDC	320-640 <sup>(3)</sup> VDC	450-800 <sup>(3)</sup> VDC	OUTPUT AMPS	ADJ.	RANGE
C 4501	60	C 4521	90	C 4531	C 4541	C 4551	C 4571	C 4581 Z	C 4571 G	C 4571 K	110	9	8 - 10
C 4502	50	C 4522	80	C 4532	C 4542	C 4552	C 4572	C 4582 Z	C 4572 G	C 4572 K	96	12	11 - 13
C 4503	42	C 4523	65	C 4533	C 4543	C 4553	C 4573	C 4583 Z	C 4573 G	C 4573 K	80	15	14 - 16
C 4504	32	C 4524	45	C 4534	C 4544	C 4554	C 4574	C 4584 Z	C 4574 G	C 4574 K	56	24	23 - 26
C 4505	28	C 4525	40	C 4535	C 4545	C 4555	C 4575	C 4585 Z	C 4575 G	C 4575 K	50	28	26 - 30
C 4509	16	C 4529	22	C 4539	C 4549	C 4559	C 4579	C 4589 Z	C 4579 G	C 4579 K	30	48	45 - 55
C 4506	14	C 4526	18	C 4536	C 4546	C 4556	C 4576	C 4586 Z	C 4576 G	C 4576 K	24	60	58 - 68
C 4507	7.2	C 4527	10	C 4537	C 4547	C 4557	C 4577	C 4587 Z	C 4577 G	C 4577 K	13	110	100 - 130
C 4507 J	4.4	C 4527 J	6	C 4537 J	C 4547 J	C 4557 J	C 4577 J	C 4587 ZJ	C 4577 GJ	C 4577 KJ	8	200	190 - 200
C 4508	3.6	C 4528	5	C 4538	C 4548	C 4558	C 4578	C 4588 Z	C 4578 G	C 4578 K	6.5	220	200 - 250
C 4508 J	2.2	C 4528 J	3	C 4538 J	C 4548 J	C 4558 J	C 4578 J	C 4588 ZJ	C 4578 GJ	C 4578 KJ	4	400	380 - 400

## AC/DC POWER SUPPLIES

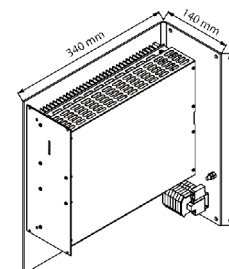
1600W						OUTPUT VDC		
INPUT VAC, 1-PHASE			INPUT VAC, 3-PHASE			OUTPUT AMPS	ADJ.	RANGE
115 ± 20%	230 + 15% - 20%	115 ± 20% 230 + 15% 20%	3X200 + 15% - 20%	3X400 + 15% - 20%	3X480 + 15% - 20%			
C 4561	C 4581	C 4591	C 4561 V	C 4581 V	C 4591 V	110	9	8 - 10
C 4562	C 4582	C 4592	C 4562 V	C 4582 V	C 4592 V	96	12	11 - 13
C 4563	C 4583	C 4593	C 4563 V	C 4583 V	C 4593 V	80	15	14 - 16
C 4564	C 4584	C 4594	C 4564 V	C 4584 V	C 4594 V	56	24	23 - 26
C 4565	C 4585	C 4595	C 4565 V	C 4585 V	C 4595 V	50	28	26 - 30
C 4569	C 4589	C 4599	C 4569 V	C 4589 V	C 4599 V	30	48	45 - 55
C 4566	C 4586	C 4596	C 4566 V	C 4586 V	C 4596 V	24	60	58 - 68
C 4567	C 4587	C 4597	C 4567 V	C 4587 V	C 4597 V	13	110	100 - 130
C 4567 J	C 4587 J	C 4597 J	C 4567 VJ	C 4587 VJ	C 4597 VJ	8	200	190 - 200
C 4568	C 4588	C 4598	C 4568 V	C 4588 V	C 4598 V	6.5	220	200 - 250
C 4568 J	C 4588 J	C 4598 J	C 4568 VJ	C 4588 VJ	C 4598 VJ	4	400	380 - 400

## BATTERY CHARGERS

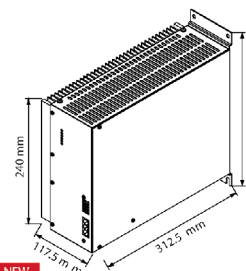
1600W						OUTPUT VDC		
INPUT VAC, 1-PHASE			INPUT VAC, 3-PHASE			OUTPUT AMPS	NOM. BATTERY VOLTAGE	RANGE
115 ± 20%	230 + 15% - 20%	115 ± 20% 230 + 15% 20%	3X200 + 15% - 20%	3X400 + 15% - 20%	3X480 + 15% - 20%			
B 4561	B 4581	B 4591	B 4561 V	B 4581 V	B 4591 V	80	12	12 - 16
B 4562	B 4582	B 4592	B 4562 V	B 4582 V	B 4592 V	46	24	24 - 32
B 4564	B 4584	B 4594	B 4564 V	B 4584 V	B 4594 V	25	48	48 - 64
B 4566	B 4586	B 4596	B 4566 V	B 4586 V	B 4596 V	20	60	60 - 80
B 4567	B 4587	B 4597	B 4567 V	B 4587 V	B 4597 V	12	110	110 - 145
B 4568	B 4588	B 4598	B 4568 V	B 4588 V	B 4598 V	6	220	220 - 290



Eurocassette / approx. 6.5 kg  
(pluggable module for 19" sub-rack)



Wall mount / approx. 10.0 kg



NEW  
Chassis mount / approx. 7.5 kg