

C600 Series

300-500 WATTS AC/DC-DC/DC-BATTERY CHARGERS SINGLE OUTPUT

FEATURES

- DC input 10 - 380 V
- AC input 1 or 3-phase, 47 - 400 Hz
- DC output 5-290V
- Continuous short circuit protection
- Overvoltage protection with auto restart
- Industrial grade components
- Compact and robust design



DC/DC CONVERTERS

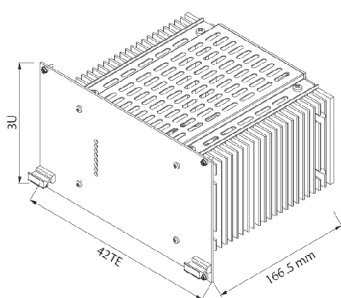
300W		450W		500W					OUTPUT VDC		
10-16 VDC	OUTPUT AMPS	18-36 VDC	OUTPUT AMPS	INPUT VDC		80-160 VDC	160-320 VDC	320-380 1) VDC	OUTPUT AMPS	ADJ.	RANGE
C 600	50	C 620	70	C 630	C 640	C 650	C 670	C 680 Z	80	5	4.5 - 5.5
C 601	30	C 621	45	C 631	C 641	C 651	C 671	C 681 Z	50	9	8 - 10
C 602	25	C 622	35	C 632	C 642	C 652	C 672	C 682 Z	40	12	11 - 13
C 603	20	C 623	28	C 633	C 643	C 653	C 673	C 683 Z	32	15	14 - 16
C 604	12	C 624	18	C 634	C 644	C 654	C 674	C 684 Z	20	24	23 - 26
C 605	10	C 625	15	C 635	C 645	C 655	C 675	C 685 Z	17	28	26 - 30
C 609	6	C 629	8	C 639	C 649	C 659	C 679	C 689 Z	9	48	45 - 55
C 606	5	C 626	7	C 636	C 646	C 656	C 676	C 686 Z	7.5	60	58 - 68
C 607	2.5	C 627	3.5	C 637	C 647	C 657	C 677	C 687 Z	4	110	100 - 130
C 608	1.2	C 628	1.8	C 638	C 648	C 658	C 678	C 688 Z	2	220	200 - 250

AC/DC POWER SUPPLIES

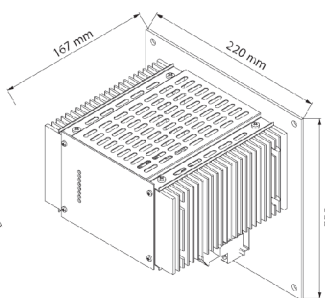
INPUT VAC, 1-PHASE			INPUT VAC, 3-PHASE	OUTPUT AMPS	OUTPUT VDC	
115 ± 20%	230 + 15% - 20%	115 ± 20% 230 + 15% - 20%	3X200 + 15% - 20%		ADJ.	RANGE
C 660	C 680	C 690	C 660 V	80	5	4.5 - 5.5
C 661	C 681	C 691	C 661 V	50	9	8 - 10
C 662	C 682	C 692	C 662 V	40	12	11 - 13
C 663	C 683	C 693	C 663 V	32	15	14 - 16
C 664	C 684	C 694	C 664 V	20	24	23 - 26
C 665	C 685	C 695	C 665 V	17	28	26 - 30
C 669	C 689	C 699	C 669 V	9	48	45 - 55
C 666	C 686	C 696	C 666 V	7.5	60	58 - 68
C 667	C 687	C 697	C 667 V	4	110	100 - 130
C 668	C 688	C 698	C 668 V	2	220	200 - 250

BATTERY CHARGERS

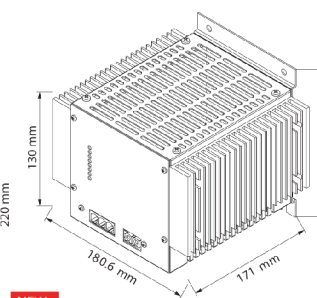
INPUT VAC, 1-PHASE			INPUT VAC, 3-PHASE	OUTPUT AMPS	OUTPUT VDC	
115 ± 20%	230 + 15% - 20%	115 ± 20% 230 + 15% - 20%	3X200 + 15% - 20%		NOM. BATTERY VOLTAGE	RANGE
B 661	B 681	B 691	B 661 V	32	12	12 - 16
B 662	B 682	B 692	B 662 V	16	24	24 - 32
B 664	B 684	B 694	B 664 V	8	48	48 - 64
B 666	B 686	B 696	B 666 V	6.4	60	60 - 80
B 667	B 687	B 697	B 667 V	3.5	110	110 - 145
B 668	B 688	B 698	B 668 V	1.8	220	220 - 290



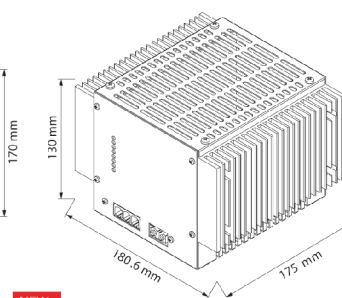
Eurocassette / approx. 3.5 kg
(pluggable module for 19" sub-rack)



Wall mount / approx. 4.5 kg



Chassis mount / approx. 4.0 kg



DIN rail mount / approx. 3.9 kg